



VC\*\*

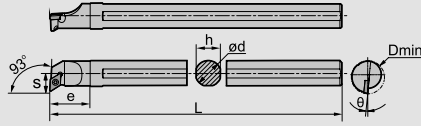
**- STEEL BORING BAR S-CLAMPING**







SVUCR/L

Kr: 93°














Right hand style



Type	£	Dimensions (mm)							Spare parts		
									Screw	Wench (Screw)	Inserts
		ød	L	h	S	e	D <sub>min</sub>	θ			
S16Q-SVUCR/L11		16	180	15	15	25	24	-6			
S20R-SVUCR/L11		20	200	18	17	30	28	-4	I60M 2.5x5.5	WT07IP	VC**1103** VC**1103**

## Applicable insert

Type	Finishing	Medium Cutting	Aluminum Machining	CBN / PCD
Insert	USF  262	EM  263	LC  263	CBN  272
	SF  262		LH  263	PCD  277
	HF  262			
	NF  262			
	AHF  262			
	EF  262			
Type S-SVUCR/L11	VC**1103**		VC**1103**	