

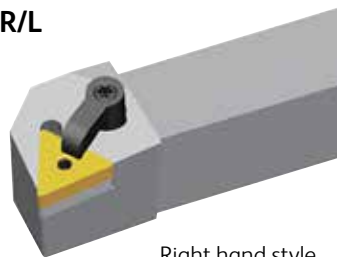


TN**

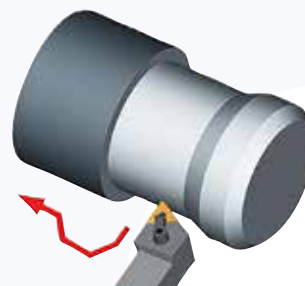
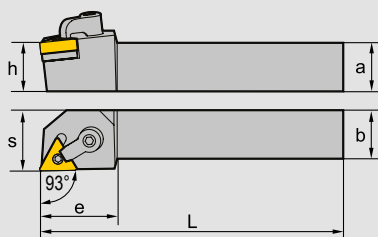
- TOOL HOLDER (EXTERNAL) MULTI-CLAMP SYSTEM

MTJNR/L

Kr: 93°



Right hand style



Type	£	Dimensions (mm)						Spare parts						
								Clamp	Dowel Pin	Screw (Clamp)	Shim	Wench (Clamp)	Wench (Dowel Pin)	Inserts
		a	b	L	h	s	e							
MTJNR/L	2020K16	20	20	125	20	25	32	C1RD		DM6×25 DM6×30	T16BM	WH30L	WH20L	TN**1604**
	2525M16	25	25	150	25	32	32							TN**1604**
	3225P16	32	25	170	32	32	32							TN**1604**
	2525M22	25	25	150	25	32	36	C2RD	TM6×17	DM6×30	T22BM	WH30L	WH30L	TN**2204**
	3225P22	32	25	170	32	32	36							TN**2204**

Applicable insert

Type	Finishing	Medium Cutting	Roughing	Cast Iron Machining	CBN
Insert	DF 246	DM 246	SNR 247	TC 247	268
	ADF 246	PM 246	DR 247		
	EF 246	EM 247	ER 247		
		EG 247			
		XM 247			
Type	MTJNR/L-H/K/M/P16	TN**1604**	TN**1604**	TN**1604**	TN**1604**
	MTJNR/LM/P22	TN**2204**	TN**2204**	TN**2204**	TN**2204**